

HOME

SITE SEARCH | SITEMAP | SUGGESTIONS | ITC DOCS

ABOUT INFOhio

EDUCATOR

LIBRARY STAFF

PARENT

CORE COLLECTION

- The ART Collection
- Biography Reference Bank
- Digital Video Collection
- EBSCOhost
- Enc. Estudiantil Hallazgos
- Gran Enciclopedia Hispánica
- L'Encyclopédie Découverte
- LearningExpress Library
- Literature Online
- NewsBank Newspapers
- Oxford Reference Online
- SchoolRooms
- Science Online
- SIRS Discoverer
- World Book Web

CORE COLLECTION BY GRADE LEVEL

- K-5
- 6-8
- 9-12

CORE COLLECTION BY MATERIAL TYPE



CORE COLLECTION RESOURCES

INFOhio Electronic Resources for Grades 6-8

Help
Resources



Other Resources



- Help Resources
- INFOhio Toolkit
- Product Updates
- Technical Support



INFOhio's Core Collection provides state-funded resources free to all Ohio's K-12 students and teachers for the 2009-2010 school year.

A username and password are required for home access; see your school library media specialist.

Funded in part through an Institute of Museum and Library Services LSTA grant awarded by the State Library of Ohio.



Text version with subject-area recommendations and links to ODE Academic Content Standards


Last Updated on August 5, 2009

LOGIN INFORMATION
Resource Center Gold/Gale Research Library
 PW: polarbear
NeTrekker: ID: jacksonbear2
 ID: think
 PW: bearcub
 PW: infohio
 www.jackson.stark.k12.oh.us/libraries.cfm

mailto:webmaster@infohio.org

mhtml:file://E:\INFOhio Electronic Resources for Grades 6-8.mht


8/19/2009



Polar Bear Path to Research

7 Steps for Finding Information

Jackson Middle School

- 
- * **Step 1: Identify your topic!**
State your topic as a question.
Identify the main concept or keywords in your question.
 - * **Step 2: Use the Online Catalog to find books!**
Do several searches using different keywords.
Search the other Jackson schools' online library collections. Books can be interlibrary loaned (ILL) to you. (Ask the librarian for help!)
Search the Stark County District Library. (Ask the librarian for help!)
 - * **Step 3: Use the Library Databases!**
Browse through the library databases to determine those with information on your topic.
Ask the librarian for help in determining the databases suited for your topic.

* **Step 4: Don't forget magazines and newspapers!**

Look at magazines and newspaper databases. These are important resources for current research information.

* **Step 5: Websites!**

If your teacher has selected websites, use the website(s) for information.

If you are permitted to search the Internet either by using **Nettrekker** i.d. or a search engine, be sure to evaluate the website using the correct evaluation form.

Middle School students can find the form at *R:\Web Evaluation form*.

* **Step 6: Evaluate what you have found!**

Determine the best resource to begin your research and prioritize the remaining resources. Put the remaining resources in order according to those you feel will be the most helpful. If you have too many or too few resources, you may need to narrow or broaden your topic.

* **Step 7: Cite the resources you will use for information!**

Use the citation format assigned by your teacher and cite the resources you have used for information.

(based on Olin & Uris Libraries Research Process of Cornell University)